

# Vocational and Other Qualifications Quarterly: Quarter 2 (April – June 2023) for Wales



14 September 2023

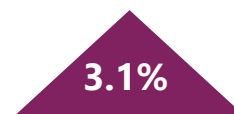
## About this release

This release presents data collected from awarding bodies on vocational and other qualification certificates issued in Wales during April to June (quarter 2) of 2023. At the time of publication, 2023 quarter 2 data for two awarding bodies was unavailable. In quarter 2 of 2022, these awarding bodies accounted for less than 1% of total certificates, so the impact of the missing data is likely to be small. Information on how COVID-19 has affected these statistics can be found in the background notes.

## Highlights



**55,840** certificates were awarded in quarter 2 of 2023. This is a **16.0%** increase compared to the same quarter in 2022.



Between July 2022 and June 2023, **255,100** certificates were awarded, an increase of **3.1%** compared to the previous year.



Compared to Q2 2022, ten of the fifteen sectors saw an increase in certificates in Q2 2023. The largest increase in the number of certificates was in Preparation for Life and Work.



Compared to Q2 2022, five of the ten levels saw an increase in certificates in Q2 2023. Level 2 saw the largest increase in the number of certificates.

## Quick links

### Statistics

- [Total certificates](#)
- [Certificates by level](#)
- [Certificates by SSA](#)
- [Top 10 awarding bodies](#)
- [Top 10 qualifications](#)
- [Essential Skills Wales](#)
- [Approved vocational qualifications](#)

## Contact

### Statistician:

Debbie Roberts

01633 373 250

[statistics@qualifications.wales](mailto:statistics@qualifications.wales)

### Media enquiries:

01633 373 222

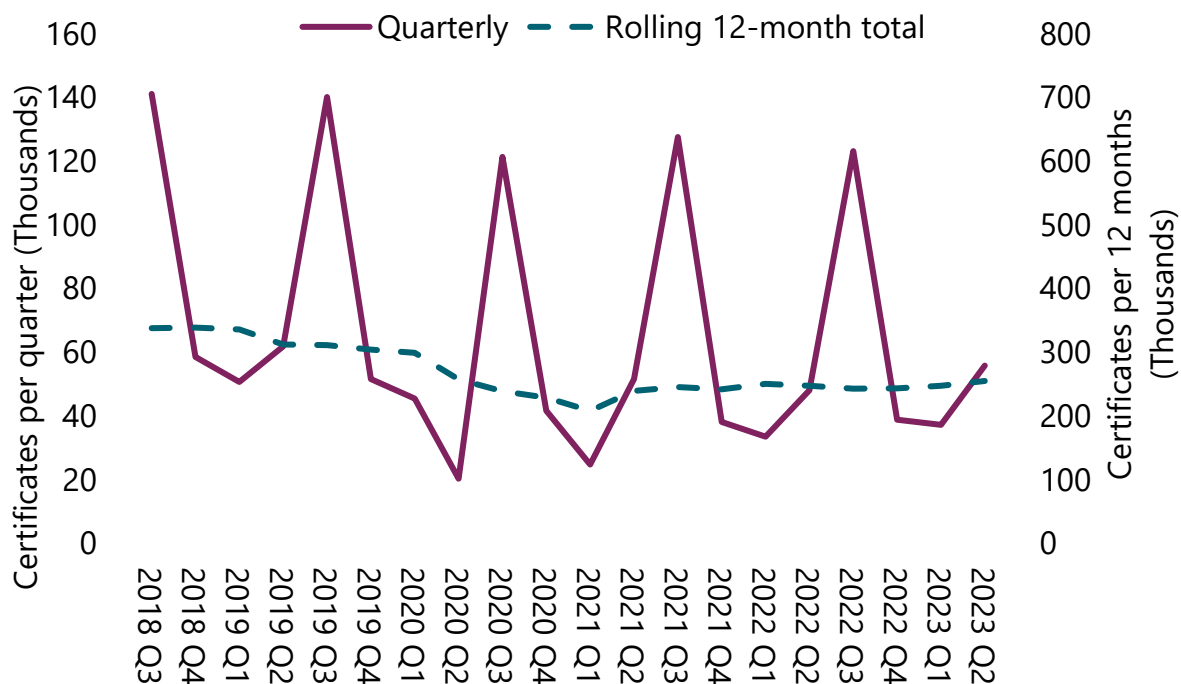
[media@qualifications.wales](mailto:media@qualifications.wales)**Next update:** September 2024

# Statistics

## Total certificates and historical trends

**Figure 1: Number of certificates awarded in the past 5 years**

Quarterly and annual certificates awarded for vocational and other qualifications.



Source: Qualifications Wales VQ data collection from awarding bodies  
Full data can be found in table 1 of the data tables published with this release  
Historic data may differ to previous releases due to updated data

### Quarterly Comparison

55,840 certificates were awarded in quarter 2 (Q2) of 2023. This is a 16.0% increase compared to Q2 2022.

### Annual Comparison

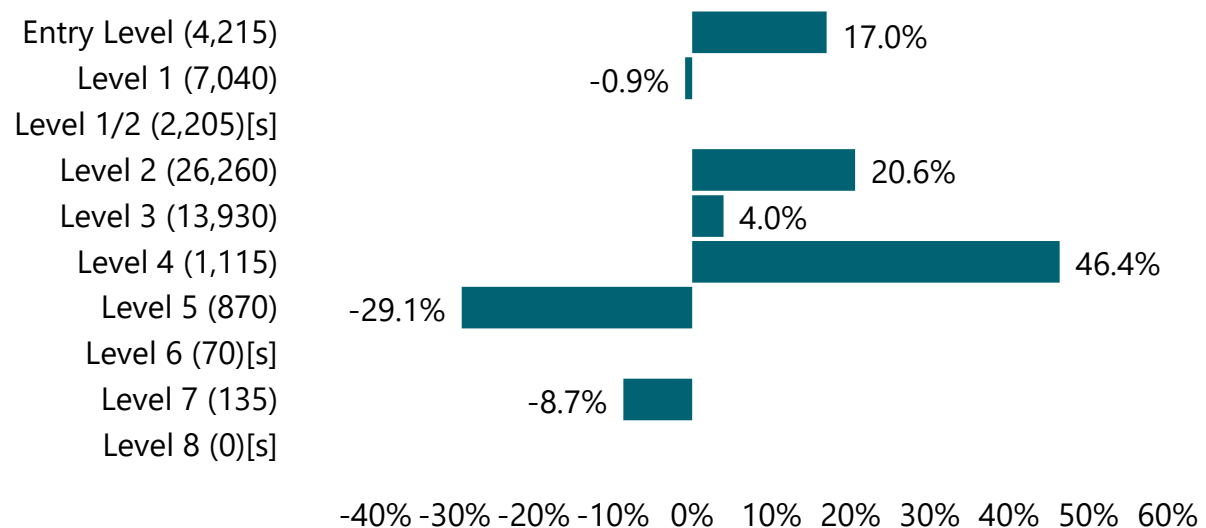
Between July 2022 and June 2023, 255,100 certificates were awarded, an increase of 3.1% compared to the previous year. Details of external factors which have likely contributed to changes can be found in the background notes.

These statistics no longer include Welsh Baccalaureate (Welsh Bacc) or Skills Challenge Certificate (SCC) qualifications (see background notes).

## Certificates by level

### Figure 2: Number of certificates awarded by level

Percentage change in certificates awarded by level, Q2 2023 compared to Q2 2022  
Total certificates for Q2 2023 shown in brackets



[s] Levels with fewer than 100 certificates in either quarter are suppressed.

Source: Qualifications Wales VQ data collection from awarding bodies  
Full data can be found in table 2 of the data tables published with this release.

Levels 2 and 3 were the most awarded levels in Q2 2023, jointly accounting for 72.0% of all certificates. Levels 4 and above made up only 3.9% of all certificates awarded. No certificates were awarded at level 8.

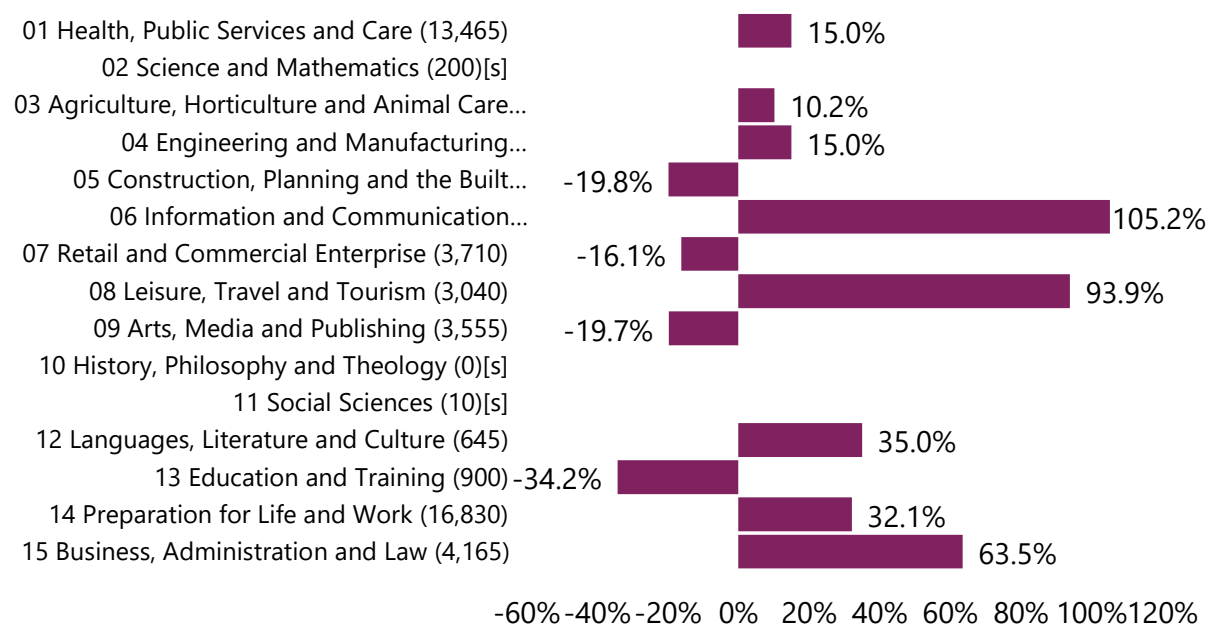
Five of the ten levels saw a quarterly increase in certificates compared to Q2 2022. The largest increase was at level 2, which increased by 4,480 certificates. The largest proportional increase was at Level 1/Level 2, which increased from 20 certificates in Q2 2022 to 2,205 certificates Q2 2023. The 100-fold increase is due to increased certification in Pearson First Awards compared to Q2 2022. Level 6 saw the largest proportional decrease of 40.4% or 45 certificates compared to Q2 in 2022.

## Certificates by sector subject area (SSA)

**Figure 3: Certificates awarded by sector subject area.**

Percentage change in certificates awarded by SSA, Q2 2023 compared to Q2 2022

Total certificates for 2023 Q2 shown in brackets.



[s] SSAs with fewer than 100 certificates in either quarter are suppressed.

Source: Qualifications Wales VQ data collection from awarding bodies  
Full data can be found in table 4 of the data tables published with this release.

The SSA with the most certificates awarded in Q2 2023 was 'Preparation for Life and Work' which made up 30.1% of all certificates. 'Health, Public Services and Care' was the second most awarded SSA at 24.1%.

The 'Preparation for Life and Work' sector saw the largest quarterly increase in certificates, increasing by 4,090 certificates when compared to Q2 2022. The sector with the second largest increase was 'Health, Public Services and Care' which saw a quarterly increase of 1,755 certificates. The SSA with the largest proportional increase was 'Science and Maths with almost 20 times more certificates in Q2 2023 than in Q2 2022.

The 'Education and Training' sector saw the largest proportional decrease of 34.2% or 470 certificates compared to Q2 in 2022. The second largest proportional decrease was in the 'Construction, Planning and the Built Environment' sector which decreased by 19.8%.

## Top 10 awarding bodies

In August 2023, there were 91 recognised [awarding bodies](#) in Wales.

**Table 1: Top 10 awarding bodies by number of certificates awarded between July 2022 and June 2023**

Awarding Body	July 2021 to June 2022	July 2022 to June 2023	Rank July 2021 to June 2022	Rank July 2022 to June 2023	Rank Change
City & Guilds	57,070	53,625	1	1	↔ +0
Pearson	34,235	33,725	2	2	↔ +0
Highfield	23,180	25,490	3	3	↔ +0
WJEC	19,890	24,355	4	4	↔ +0
Agored Cymru	15,390	15,935	5	5	↔ +0
QA	9,860	11,650	7	6	↑ +1
NCFE	6,380	10,620	9	7	↑ +2
LIBF	11,485	8,640	6	8	↓ -2
ABRSM	9,555	7,860	8	9	↓ -1
EAL	5,590	7,275	11	10	↑ +1

Source: Qualifications Wales VQ data collection from awarding bodies  
The top 50 awarding bodies can be found in table 8 of the data tables published with this release.

The top 10 awarding bodies shown in table 1 accounted for 78.1% of all certificates awarded between July 2022 and June 2023. City & Guilds continues to award the most certificates despite an annual decrease of 6.0%. Pearson remains in second place despite an annual decrease of 1.5%. NCFE move up 2 ranks with an increase of 66.4%. LIBF and ABRSM both dropped lower in the ranks due to decreases of 2,845 and 1,695 certificates respectively.

## Top 10 qualifications

**Table 2: Top 10 qualifications by certificates awarded in this quarter**

Qualification	2022 Q2	2023 Q2
NCFE Level 2 Certificate in Equality and Diversity	2,560	3,820
Qualsafe Level 3 Award in Emergency First Aid at Work (RQF)	1,625	1,610
Highfield Level 3 Award in Emergency First Aid at Work (RQF)	30	1,595
Highfield Level 2 Award in Food Safety for Catering (RQF)	1,170	1,115
City & Guilds Level 2 Health and Social Care: Core	1,085	1,005
City & Guilds Level 2 Essential Digital Literacy Skills	1,015	950
WJEC Level 2 Children's Care, Play, Learning and Development: Core	185	710
Agored Cymru Level 2 Extended Certificate in Personal and Social Education	225	665
RLSS UK Qualifications Level 2 Award in Pool Lifeguarding, Intervention, Supervision and Rescue	300	655
Pearson BTEC Level 1/Level 2 First Award in Business	0	555

Source: Qualifications Wales VQ data collection from awarding bodies

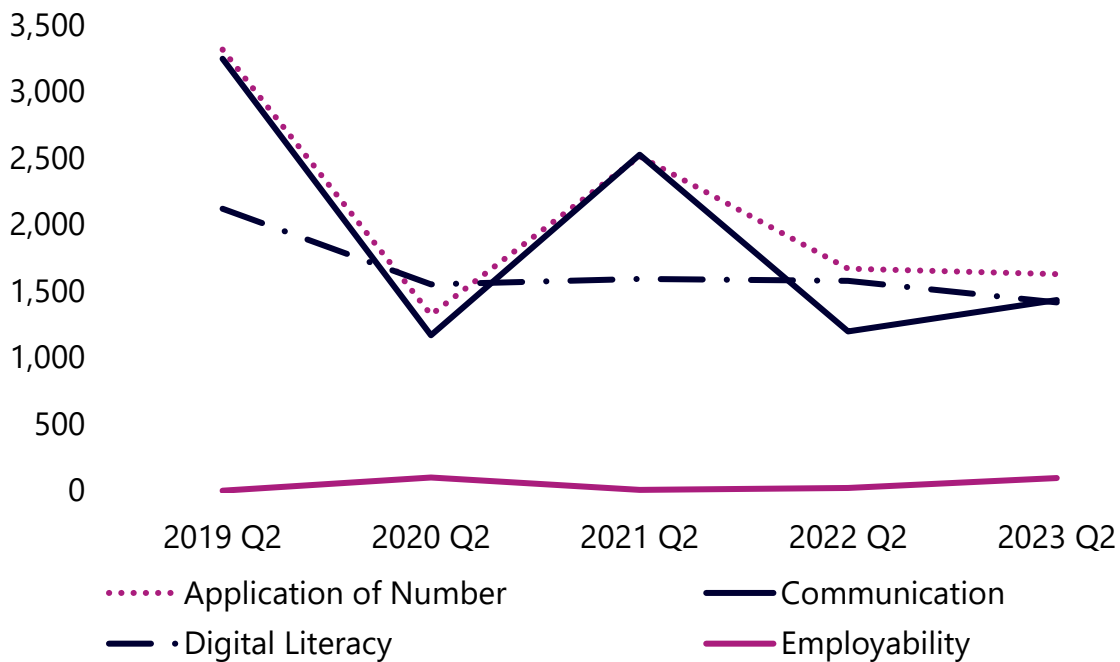
The top 50 qualifications can be found in table 9 of the data tables published with this release.

The top 10 qualifications accounted for 22.7% of all certificates awarded in Q2 2023. Of these top 10 qualifications, compared to Q2 2022, Highfield Level 3 Award in Emergency First Aid at Work (RQF) saw the largest increase of 1,560 certificates. NCFE Level 2 Certificate in Equality and Diversity also saw an increase of 1,260 certificates. Four of the top ten qualifications saw a decrease in certificates awarded. The largest proportional decrease was in City & Guilds Level 2 Health and Social Care: Core, which had 80 fewer certificates than in Q2 2022, a decrease of 7.5%

## Essential Skills Wales (ESW)

**Figure 4: Essential Skills Wales certificates by subject**

Q2 Essential Skills Wales certificates by subject, 2019 to 2023



Source: Qualifications Wales VQ data collection from awarding bodies  
Full data can be found in table 11 of the data tables published with this release

Compared to Q2 2022, total certificates for Essential Skills Wales qualifications increased by 2.4% in Q2 2023. This was driven by increases in Communication which increased by 235 certificates, and Employability which increased by 75 certificates.

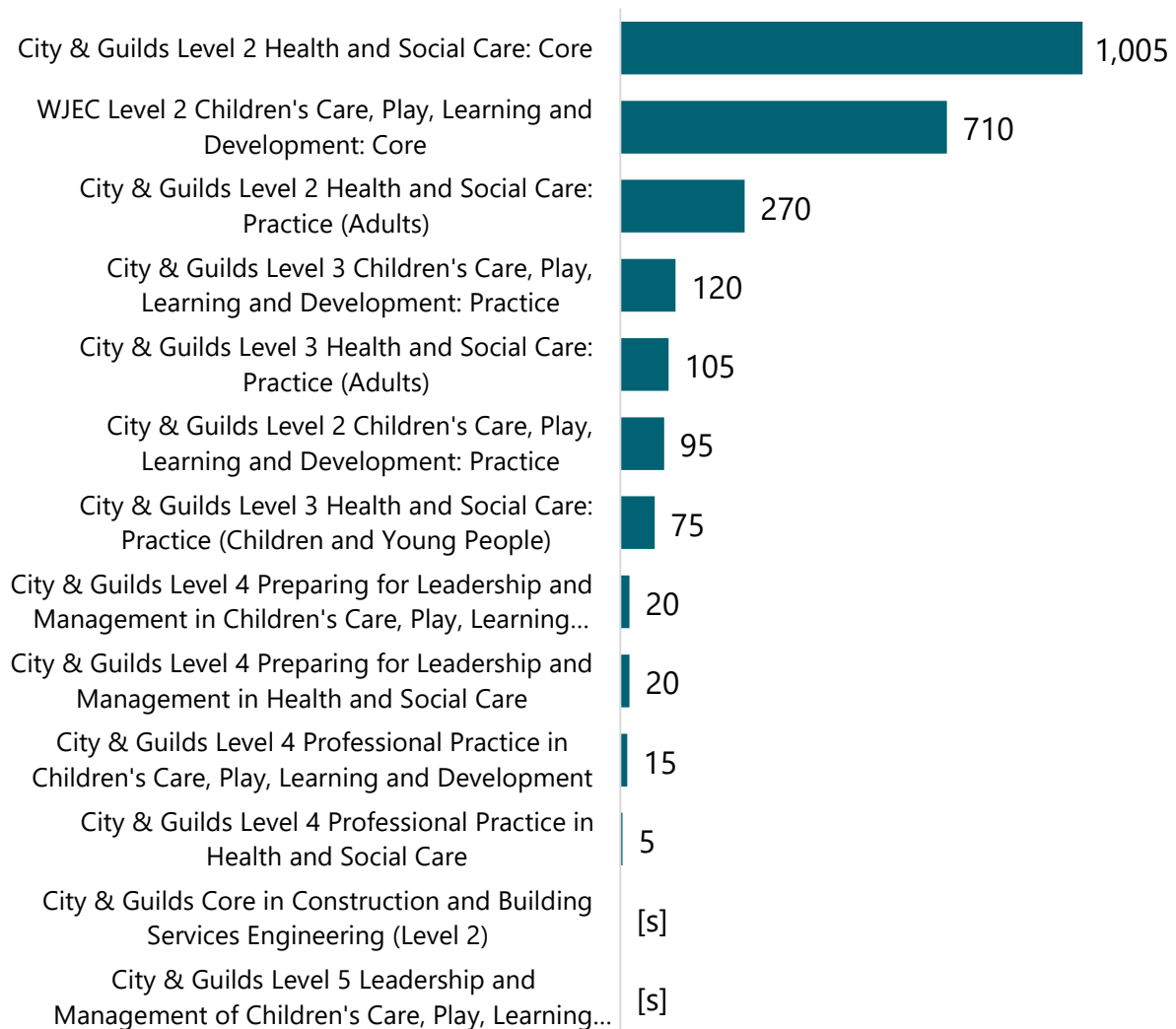
Certificates increased at all levels except for Entry Level. Level 1 saw the largest increase of 180 certificates. The largest proportional increase in certificates was at Level 3, increasing by 40.2% or 35 certificates. The number of certificates at entry level decreased by 16.7% or 135 certificates.

## Approved Vocational Qualifications

Approved vocational qualifications have been designed and made for Wales. There are currently approved vocational qualifications available in the Health and Social Care sector and the Construction and Built Environment sector.

### Figure 5: How many certificates were awarded in approved qualifications?

Number of certificates awarded for approved vocational qualifications that were awarded in Q2 2023.



Source: Qualifications Wales VQ data collection from awarding bodies

[s]= less than five but greater than 0

Full data can be found in table 13 of the data tables published with this release

In 2023 Q2 2,450 certificates were awarded across 13 approved vocational qualifications, an increase of 685 certificates compared to 2022 Q2 when 1,765 certificates were awarded for eight approved vocational qualifications.

© (2023) Permission is granted to reproduce provided reference is made to Qualifications Wales as the original source.